


FMC107



KEY FEATURES

- FPGA Mezzanine Card (FMC) per VITA-57
- Single width
- Two QSPF+ cages for 10GbE/SRIO/PCIE and Aurora
- RoHS compliant

The FMC107 is an FPGA Mezzanine Module per VITA 57 specification. The FMC107 has two QSFP+ cages which allows for dual 10GbE/40GbE/SRIO/PCIE/40Gb InfiniBand and Aurora to be routed to appropriate FMC pins.

Note: The Carrier must have no component on the top side for 46mm so that this module would fit properly. All VadaTech FMC Carriers do provide this clearance.

FMC Dual QSFP+ for 10GbE/40GbE/SRIO PCIE/40Gb InfiniBand/AURORA

SPECIFICATIONS

Architecture		
Physical	Dimensions	Single-width
		Width: 69mm
		Depth: 76.5mm
Type	FMC	10GbE/SRIO/PCIE/AURORA Single FMC slot
Standards		
FMC	VITA57	ANSI/VITA 57.1-2008
Configuration		
Power	FMC107	<1w without the QSFP Modules
Environmental	Temperature	Operating Temperature: 0° to 65° C (Air flow requirement is to be greater than 400 LFM)
		Storage Temperature: -40° to +90° C
	Vibration	1G, 5-500Hz each axis
	Shock	30Gs each axis
Front Panel	Relative Humidity	5 to 95 percent, non-condensing
	Interface Connectors	QSFP+
	LEDs	Present and User define.
Other		
MTBF	MIL Handbook 217-F > TBD.	
Certifications	Designed to meet FCC, CE and UL certifications where applicable	
Standards	VadaTech is certified to both the ISO9001:2000 and AS9100B:2004 standards	
Compliance	RoHS and NEBS	
Warranty	Two (2) years.	
Trademarks and Logos	The VadaTech logo is a registered trademark of VadaTech, Inc. Other registered trademarks are the property of their respective owners. AdvancedMC™ and the AdvancedTCA™ logo are trademarks of the PCI Industrial Computers Manufacturers Group. All rights reserved. Specification subject to change without notice.	

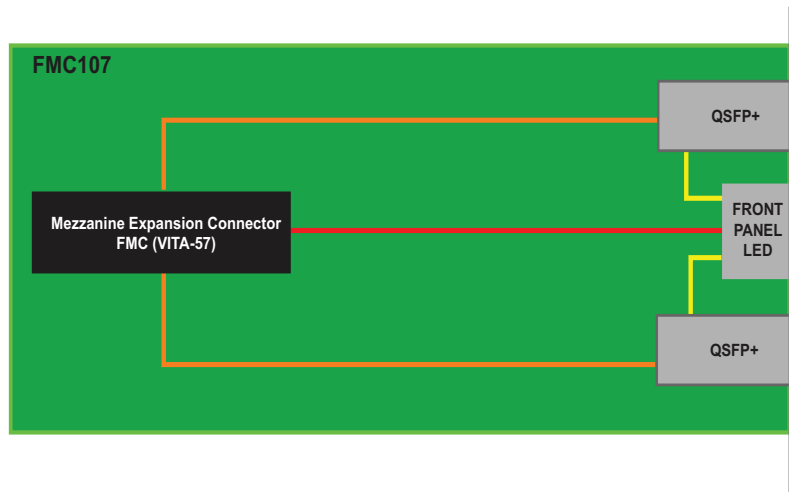
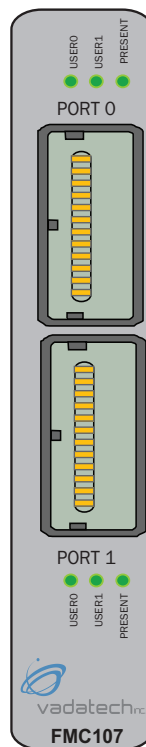


FIGURE 1. FMC107 Functional Block Diagram

FIGURE 2. FMC107 Front panel



ORDERING OPT

FMC107 - A00 - 000 - GHJ

A = QSFP+ Transceivers

- 0 = None
- 1 = Single QSFP+ Transceiver loaded
- 2 = Dual QSFP+ Transceiver loaded

G = FMC Board Spacing

- 0 = 10 mm (per VITA-57 specification)
- 1 = 17.5 mm *

H = Operating Temp

- 0 = Commercial
- 1 = Industrial

J = Conformal Coating

- 0 = None
- 1 = Humiseal 1A33 Polyurethane
- 2 = Humiseal 1B31 Acrylic

* For use with carriers that require higher mating clearance, such as VadaTech AMC595. Requires full size AMC.

